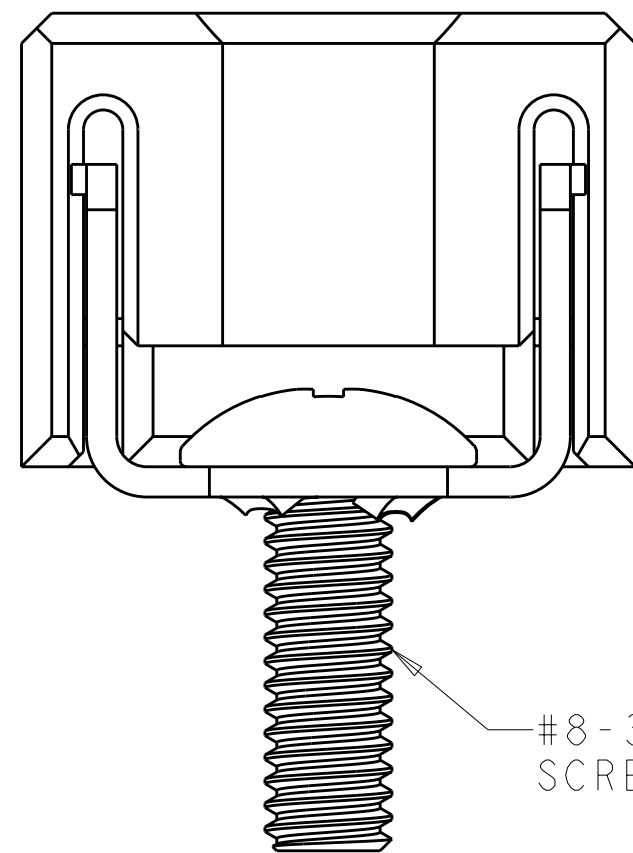
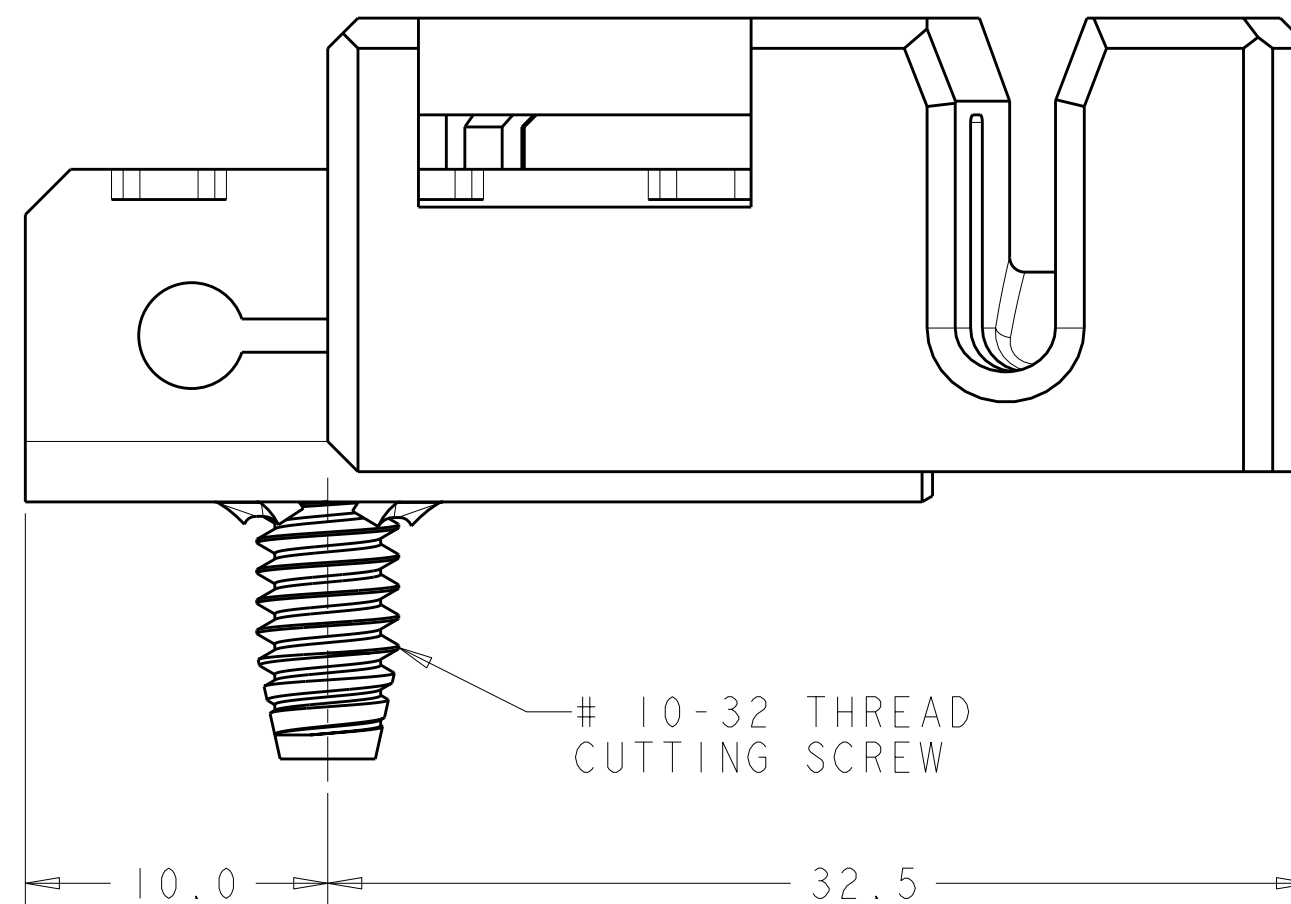
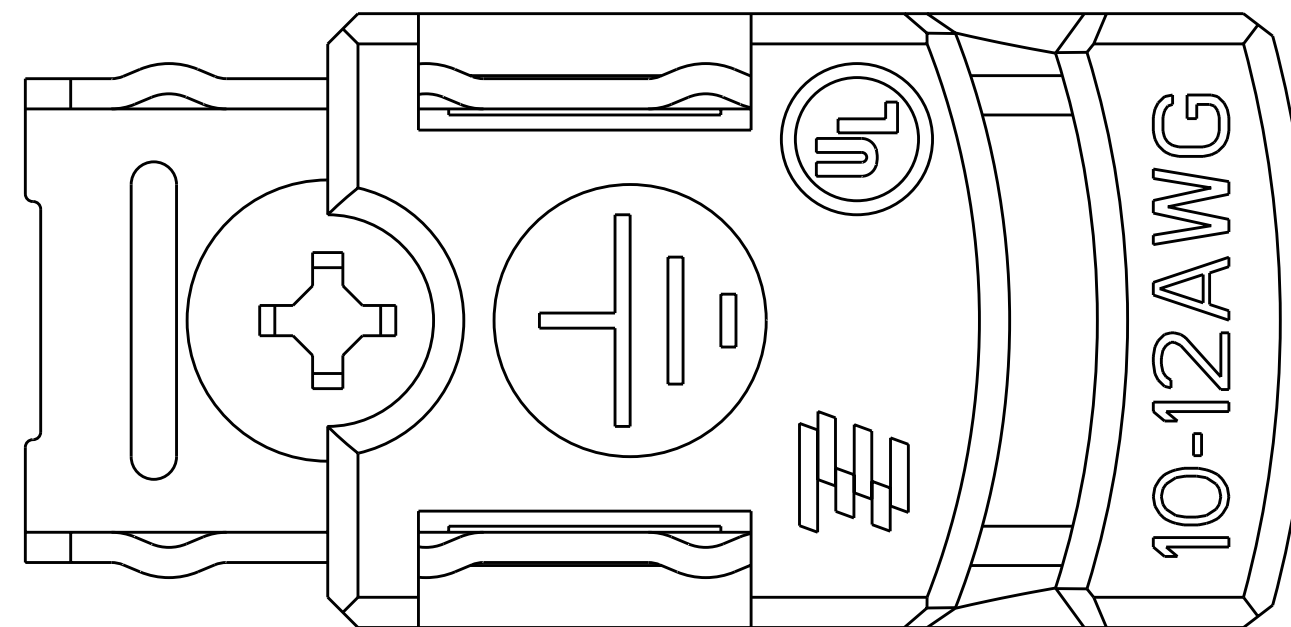
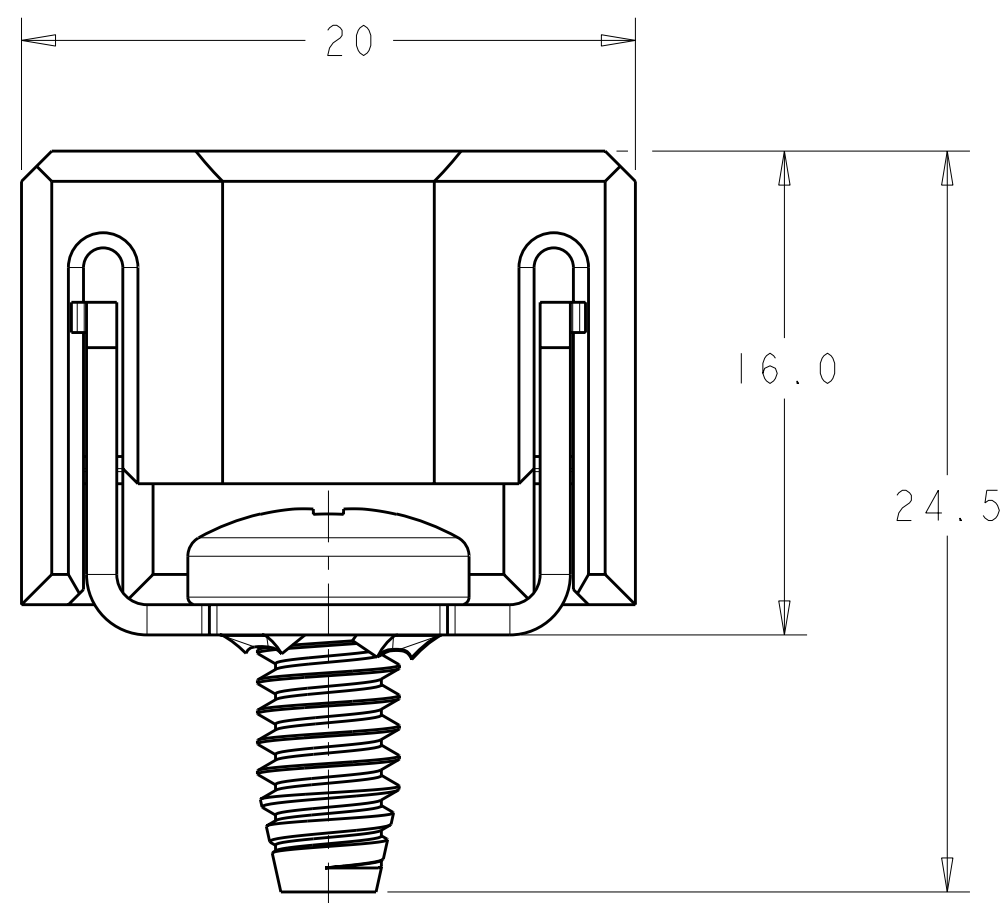


LOC	DIST	REVISIONS					
FT	0	P	LTR	DESCRIPTION	DATE	DWN	APVD
			CI	REVISED PER ECO-09-007901	30MAR2009	SS	MS

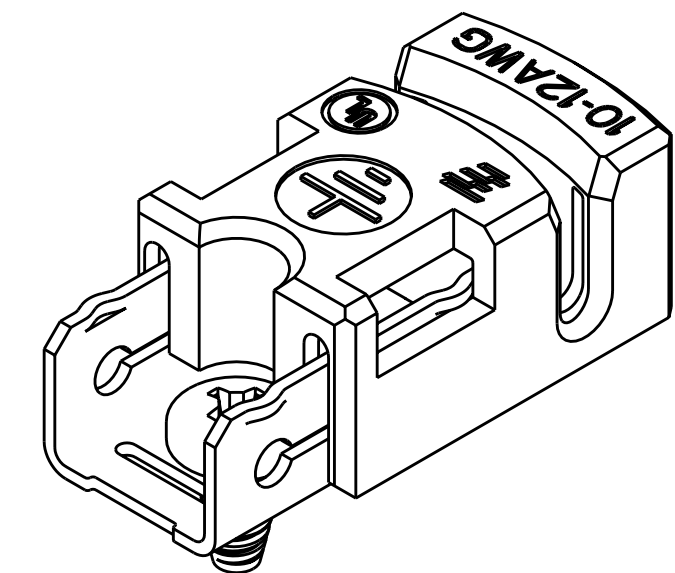


-#8-32 PAN HEAD
SCREW

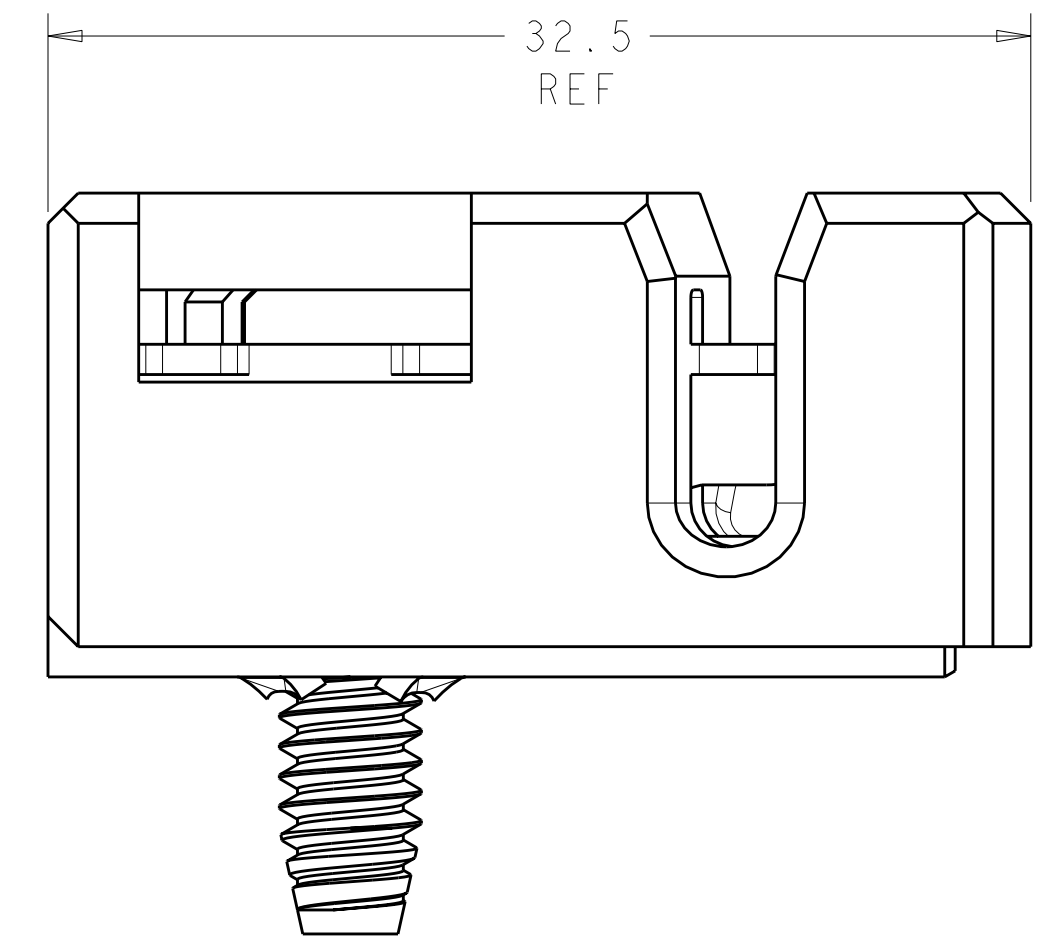
1954381 - 2 & - 3



—# 10-32 THREAD
CUTTING SCREW



SCALE 2:1



CLOSED POSITION

△ MATERIALS AND FINISH:
 SLIDER: PBT OR EQUIVALENT, UV FI RATING, BLACK, 94V5
 BASE: COPPER ALLOY; FINISH: Sn OVER Ni
 THREAD-CUTTING SCREW: STAINLESS STEEL

2. COMPLIES WITH DIRECTIVE 2002/95/EC (ROHS)



3. PATENT PENDING

4 8-32 NUT IS PACKAGED AS A SEPARTATE COMPONENT
OF PN 1954381-2.

5 KEPS NUT WASHER IS PACKAGED AS A SEPERATE COMPONENT
OF 1954381-3.

6 PRELIMINARY PART NUMBER.

<div> <div>6</div> <div>5</div> <div>4</div> </div>	NUT WASHER	#8 PAN HEAD	1954381-3
	#8-32	#8-32 PAN HEAD	1954381-2
	NONE	#10-32 THREAD CUTTING	1954381-1
	NUT	SCREW	PART NUMBER

THIS DRAWING IS A CONTROLLED DOCUMENT FOR TICO ELECTRONICS CORPORATION IT IS SUBJECT TO CHANGE AND THE CONTROLLING ENGINEERING ORGANIZATION SHOULD BE CONTACTED FOR THE LATEST REVISION.		DWN 31 OCT 2006 MOHAN CHK 01 NOV 2006 S. DUESTERHOFFT APVD 01 JUN 2007 M. STRECKEWAID		Tico Electronics Tyco Electronics Horrisburg, PA 17105-3608	
DIMENSIONS: mm 		TOLERANCES UNLESS OTHERWISE SPECIFIED: 0 PLC ±.1 1 PLC ±.1, 0 2 PLC ±.1 3 PLC ±.1 4 PLC ±.1 ANGLES ±3° FINISH		NAME GROUNDING CLIP ASSEMBLY 10-12 AWG SOLID WIRE -	
MATERIAL 		PRODUCT SPEC - APPLICATION SPEC - WEIGHT -		SIZE A2 CAGE CODE 00779 DRAWING NO C-1954381 RESTRICTED TO -	
CUSTOMER DRAWING				SCALE	4.1
				SHEET	OF
				REV	