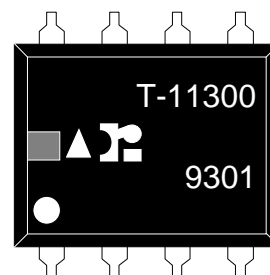
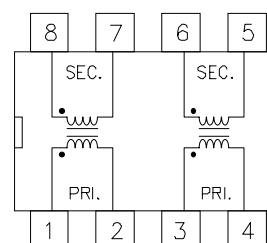


General Purpose Dual Package Transformers



SCHEMATIC

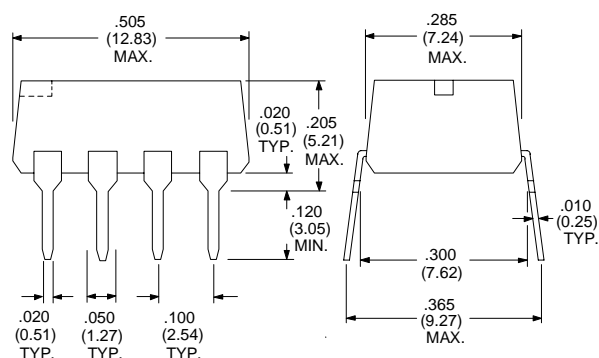


High Isolation 2000 Vrms (T-114XX Series)
Fast Rise Times
Economical: 2 Transformers Per Package
Reduce Printed Circuit Board Space
Auto-Insertable Transfer Molded DIP
Surface Mount Versions (Add Suffix "G" to P/N)

ELECTRICAL SPECIFICATIONS AT 25° C

Isolation (Min.)		Turns	OCL	E-T	Rise	Pri./Sec.	L _L	DCR
500 V _{RMS}	2000 V _{RMS}	Ratio	(μH)	VμS	Time	C _{WV}	(μH)	(Ω)
Part No.	Part No.	(±5%)	(±20%)	min.	(ns max)	(pF max)	max.	max.
T-11300	T-11400	1:1	30	1.8	3.0	8	.20	.20
T-11301	T-11401	1:1	35	1.8	3.0	8	.20	.20
T-11302	T-11402	1:1	50	2.1	3.0	9	.20	.20
T-11303	T-11403	1:1	75	2.3	3.0	10	.20	.25
T-11304	T-11404	1:1	80	2.3	3.0	10	.20	.25
T-11305	T-11405	1:1	100	2.7	3.5	10	.20	.25
T-11306	T-11406	1:1	150	3.0	3.5	12	.25	.30
T-11307	T-11407	1:1	200	3.5	3.5	15	.25	.40
T-11308	T-11408	1:1	250	3.5	3.5	15	.25	.40

8 Pin DIP Package Dimensions in inches (mm)



8 Pin Gull Wing Package Dimensions in inches (mm)

