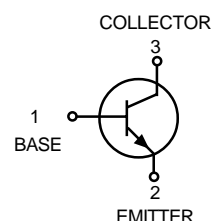
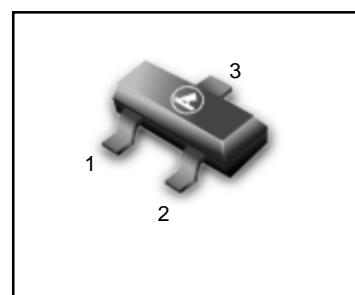


# High-Frequency Amplifier Transistor

## L2SC3837LT1



### Features

- 1.High transition frequency.(Typ. $f_T=1.5\text{GHz}$ )
- 2.Small  $r_{bb'}$  Cc and high gain.(Typ.6ps)
- 3.Small NF.

### MAXIMUM RATINGS ( $T_A = 25^\circ\text{C}$ unless otherwise noted)

Parameter	Symbol	Value	Unit
Collector-Base Voltage	$V_{CBO}$	30	V
Collector-Emitter Voltage	$V_{CEO}$	18	V
Emitter-base voltage	$V_{EBO}$	3	V
Collector Current	$I_C$	50	mA
Collector power dissipation	$P_C$	0.2	W
Junction temperature	$T_j$	150	$^\circ\text{C}$
Storage temperature	$T_{stg}$	-55~+150	$^\circ\text{C}$

### DEVICE MARKING

L2SC3837LT1=AP

### ELECTRICAL CHARACTERISTICS( $T_A = 25^\circ\text{C}$ )

Parameter	Symbol	Min.	Typ	Max.	Unit	Conditions
Collector-base breakdown voltage	$BV_{CBO}$	30	—	—	V	$I_C=10\mu\text{A}$
Collector-emitter breakdown voltage	$BV_{CEO}$	18	—	—	V	$I_C=1\text{mA}$
Emitter-base breakdown voltage	$BV_{EBO}$	3	—	—	V	$I_E=10\mu\text{A}$
Collector cutoff current	$I_{CBO}$	—	—	0.5	$\mu\text{A}$	$V_{CB}=10\text{V}$
Emitter cutoff current	$I_{EBO}$	—	—	0.5	$\mu\text{A}$	$V_{EB}=2\text{V}$
Collector-emitter saturation voltage	$V_{CE(sat)}$	—	—	0.5	V	$I_C/I_B=20\text{mA}/4\text{mA}$
DC current transfer ratio	$h_{FE}$	56	—	180	—	$V_{CE}/I_C=10\text{V}/10\text{mA}$
Transition frequency	$f_T$	600	1500	—	MHz	$V_{CB}=10\text{V}$ , $I_C=10\text{mA}$ , $f=200\text{MHz}$
Output capacitance	Cob	—	0.9	1.5	pF	$V_{CB}=10\text{V}$ , $I_E=0\text{A}$ , $f=1\text{MHz}$
Collector-base time constant	$r_{bb'}$ Cc	—	6	13	ps	$V_{CB}=10\text{V}$ , $I_C=10\text{mA}$ , $f=31.8\text{MHz}$
Noise factor	NF	—	4.5	—	dB	$V_{CE}=12\text{V}$ , $I_C=2\text{mA}$ , $f=200\text{MHz}$ , $R_g=50\Omega$

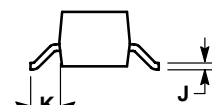
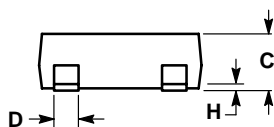
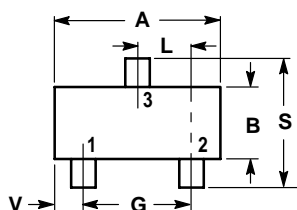
## L2SC3837LT1

### SOT-23

www.DataSheet4U.com

#### NOTES:

1. DIMENSIONING AND TOLERANCING PER ANSI Y14.5M,1982
2. CONTROLLING DIMENSION: INCH.



DIM	INCHES		MILLIMETERS	
	MIN	MAX	MIN	MAX
A	0.1102	0.1197	2.80	3.04
B	0.0472	0.0551	1.20	1.40
C	0.0350	0.0440	0.89	1.11
D	0.0150	0.0200	0.37	0.50
G	0.0701	0.0807	1.78	2.04
H	0.0005	0.0040	0.013	0.100
J	0.0034	0.0070	0.085	0.177
K	0.0140	0.0285	0.35	0.69
L	0.0350	0.0401	0.89	1.02
S	0.0830	0.1039	2.10	2.64
V	0.0177	0.0236	0.45	0.60

PIN 1. BASE  
2. EMITTER  
3. COLLECTOR

