

**EB SERIES TRANSISTORS****EB13001**

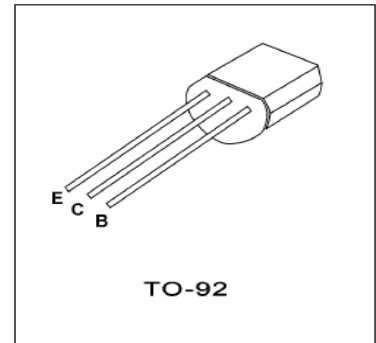
● **FEATURES:** ①HIGH VOLTAGE CAPABILITY ②HIGH SPEED SWITCHING ③WIDE SOA

● **APPLICATION:** ①FLUORESCENT LAMP ②ELECTRONIC BALLAST

● **Absolute Maximum Ratings (Tc=25℃)**

TO-92 NPN

PARAMETER	SYMBOL	VALUE	UNIT
Collector-Base Voltage	V _{CBO}	500	V
Collector-Emitter Voltage	V _{CEO}	400	V
Emitter-Base Voltage	V _{EBO}	9	V
Collector Current	I _C	0.3	A
Total Power Dissipation	P _C	7	W
Junction Temperature	T _j	150	℃
Storage Temperature	T _{stg}	-65-150	℃



● **Electronic Characteristics (Tc=25℃)**

CHARACTERISTICS	SYMBOL	TEST CONDITION	MIN	MAX	UNIT
Collector-Base Cutoff Current	I _{CBO}	V _{CB} =500v		100	μA
Collector-Emitter Cutoff Current	I _{CEO}	V _{CE} =400v		250	μA
Collector-Emitter Voltage	V _{CEO}	I _C =10mA I _B =0	400		V
Emitter-Base Voltage	V _{EBO}	I _E =1mA I _C =0	9		V
Collector-Emitter Saturation Voltage	V _{cesat}	I _C =0.05A I _B =0.01A		0.4	V
		I _C =200mA I _B =50mA		0.8	V
Base-Emitter Saturation Voltage	V _{besat}	I _C =50mA I _B =10mA		1.1	V
DC Current Gain	HFE	V _{CE} =5v I _C =1mA	7		
		V _{CE} =20v I _C =20mA	10	40	
		V _{CE} =5v I _C =250mA	5		
Storage Time	T _s	V _{CC} =5V	0.5	2.5	μS
Falling Time	T _f	I _C =0.1A		0.8	μS

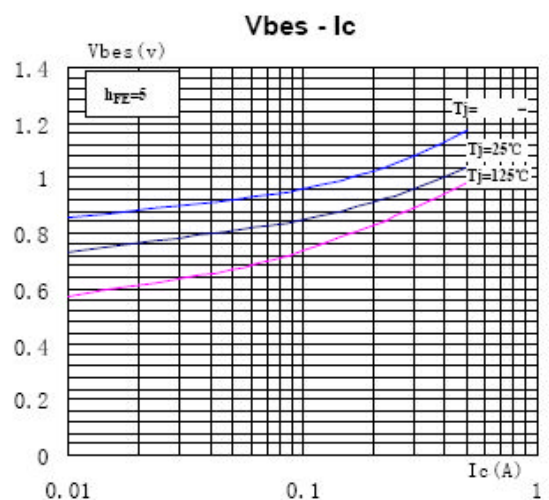
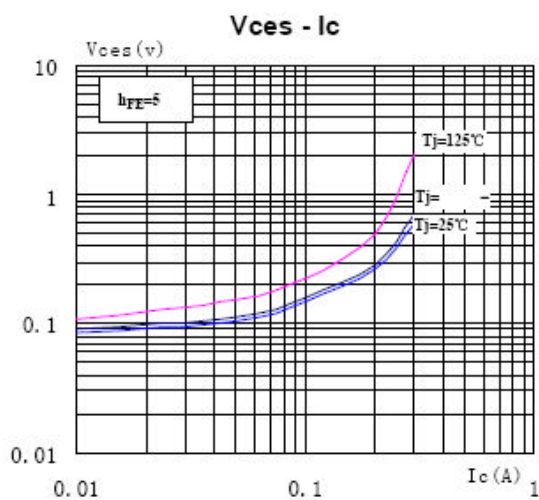
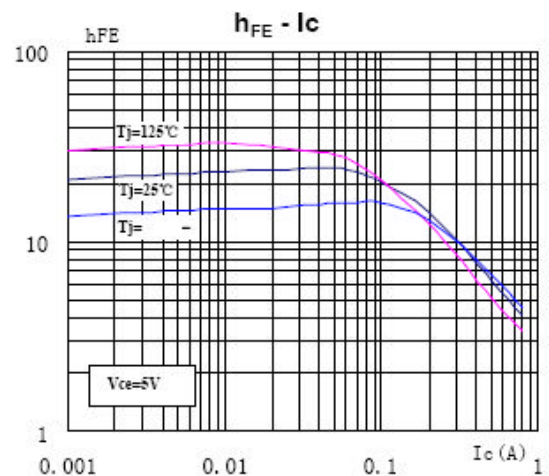
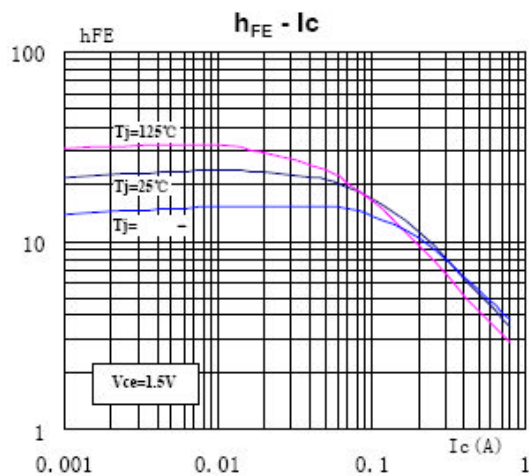
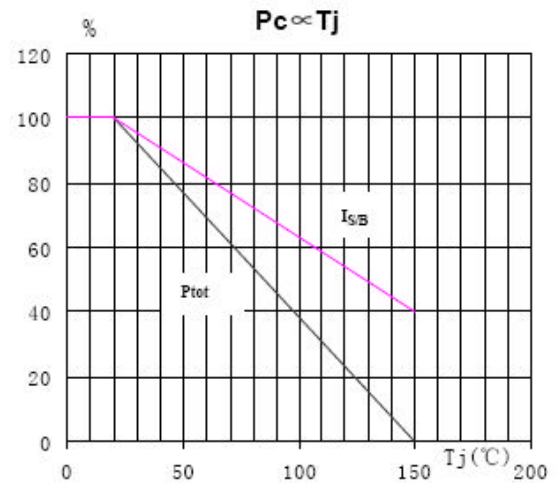
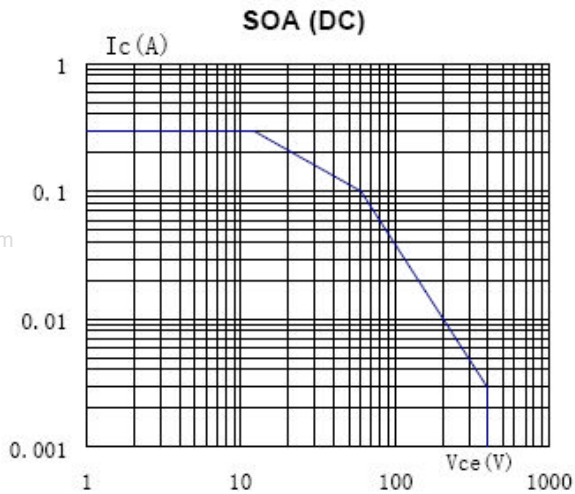
● **CLASSIFICATION OF HFE AND TS**

HFE	10-15	15-20	20-25	25-30
TS	0.5-1.0	1.0-1.5	1.5-2.0	2.0-2.5



EB SERIES TRANSISTORS

EB13001



**EB SERIES TRANSISTORS****EB13001****TO-92 MECHANICAL DATA**

SYMBOL	Min	Nom	Max
A	4.3		5.3
b	0.3		
c	0.3		
D	4.3		5.2
d	1.0		1.7
E	3.2		4.2
e		2.54	
e1		1.27	
L	12.7		
L1			2.0

