

Unit in mm

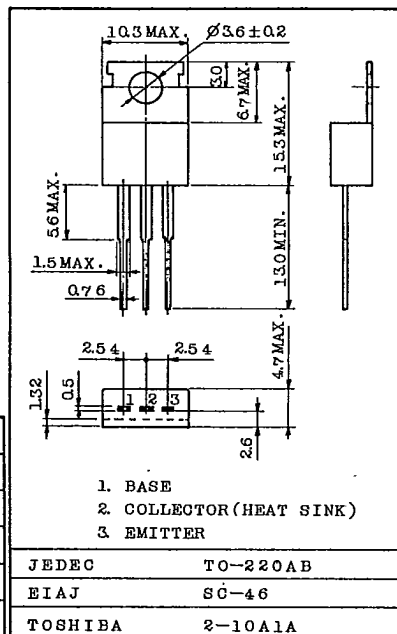
TV HORIZONTAL DEFLECTION OUTPUT APPLICATIONS.
HIGH VOLTAGE SWITCHING APPLICATIONS.

FEATURES:

- . Built in Damper Type.
- . High Collector Current Capability.
- . High Collector Power Dissipation Capability.

MAXIMUM RATINGS (Ta=25°C)

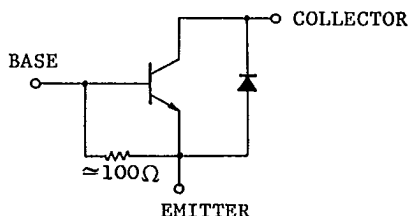
CHARACTERISTIC		SYMBOL	RATING	UNIT
Collector-Base Voltage		V _{CB0}	300	V
Collector-Emitter Voltage		V _{CEO}	150	V
Emitter-Base Voltage		V _{EB0}	6	V
Collector Current		I _C	7	A
Collector Current (Peak)		I _{CP}	15	A
Base Current		I _{BM}	2	A
Collector Power Dissipation	T _a =25°C	P _C	1.75	W
	T _c =25°C		40	
Junction Temperature		T _j	150	°C
Storage Temperature Range		T _{stg}	-55~150	°C



Mounting kit No. AC75

Weight : 1.9 g

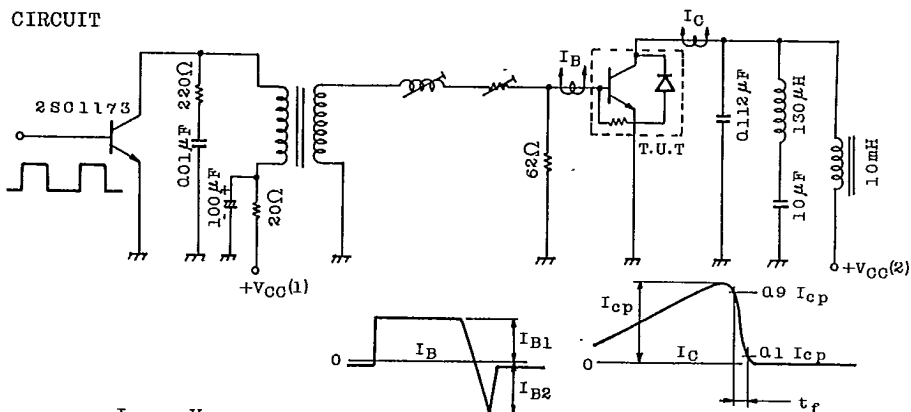
EQUIVALENT CIRCUIT



ELECTRICAL CHARACTERISTICS ($T_a=25^{\circ}\text{C}$)

CHARACTERISTIC	SYMBOL	TEST CONDITION	MIN.	TYP.	MAX.	UNIT
Collector Cut-off Current	I_{CES}	$V_{CE}=250\text{V}$, $V_{BE}=0$	-	-	1.0	mA
Collector-Emitter Sustaining Voltage	$V_{CE0}(\text{SUS})$	$I_C=0.1\text{A}$, $L=50\text{mH}$	150	-	-	V
Collector-Base Breakdown Voltage	$V_{(BR)CBO}$	$I_C=1\text{mA}$, $I_E=0$	300	-	-	V
Emitter-Base Breakdown Voltage	V_{EBO}	$I_E=0.1\text{A}$, $I_C=0$	6	-	-	V
DC Forward Current Transfer Ratio	h_{FE}	$V_{CE}=1.5\text{V}$, $I_C=5\text{A}$	10	-	-	
Collector-Emitter Saturation Voltage	$V_{CE}(\text{sat})$	$I_C=5\text{A}$, $I_B=0.5\text{A}$	-	-	1.5	V
Base-Emitter Saturation Voltage	$V_{BE}(\text{sat})$	$I_C=5\text{A}$, $I_B=0.5\text{A}$	-	-	1.5	V
Damper Diode Forward Voltage	$-V_F$	$I_C=-6\text{A}$	-	-	1.8	V
Collector Current Fall Time	t_f	$I_{CP}=5\text{A}$, $I_{B1}(\text{end})=0.5\text{A}$	-	-	1.0	μs
Transition Frequency	f_T	$V_{CE}=10\text{V}$, $I_C=0.2\text{A}$	-	18	-	MHz

TEST CIRCUIT



$I_C - V_{CE}$

